

rayLUX URBAN BAY

WHITE-LIGHT INDUSTRIAL BAY LIGHTING

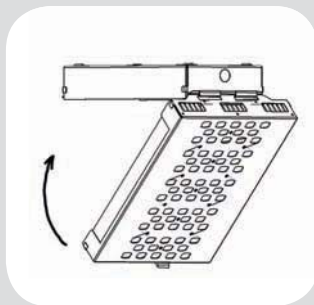

The Urban Bay series is specifically designed for use in industrial applications and optimized to provide down lighting in warehouses, manufacturing, cold storage, retail, exhibition spaces, logistics and distribution applications, at typical mounting heights of 5-15m (16-48 ft).

With state of the art, high power SMT LED technology, low power consumption and cool running thermal management, Urban Bay delivers up to 60% energy savings compared to traditional lighting technologies. These energy savings allow Urban Bay to typically provide a 3 or 4 year return on initial investment. In addition Urban Bay units deliver quick start lighting on demand so they can be turned on only when required without any warm up time allowing for further energy and cost savings. Urban Bay is also purpose designed to reduce both the time and cost of installation. Each unit is fitted in 2 quick, easy and lightweight stages meaning that it can be fitted by 1 person – half the labour required compared to traditional, heavier industrial lighting.

Urban Bay is extremely robust and reliable with operational LED life of over 50,000 hours. It is available with Neutral White or Cool White colour output, and with 3 beam patterns available, Urban Bay is perfect of all industrial lighting installations requiring high quality illumination with low running and maintenance costs.

HIGH SPEED, ONE PERSON INSTALLATION

Install in 2 quick and easy stages. Save labour cost – save time



POWERFUL

- High Performance – Low Energy
 - up to 60% energy savings
- SMT LED Technology
- Mounting heights from 5-15m

FLEXIBLE

- Industrial Optimised Lighting
 - 3 optical variants
- High Speed, One Person Installation
- Quick Start

RELIABLE

- 'Cool Running' Thermal Management System
- 50,000 Hours LED Life
- Ultra Low Maintenance

CONTROLLED

- High Efficacy - up to 90 lm/w
- Excellent Colour Rendition
- Even Output Illumination

APPLICATIONS





INDUSTRIAL OPTIMISED LIGHTING

Three optical variants optimised for industrial lighting - elliptical beam pattern for illuminating racking, focused circular beam pattern for high spaces, and wide angle circular beam pattern for wider areas.



HIGH SPEED INSTALLATION

Fitted in 2 quick and easy stages, the housing is light weight and can be lifted by one person – half the labour required compared to traditional and heavier industrial lighting. Delivers significant savings in installation costs and time.



INTERFACES WITH MAJOR LIGHTING CONTROLS

Highly convenient and can be interfaced with all major lighting controls with no need to rewire. Quick and easy to install to a number of different mounting arrangements - saving further installation cost and time.



QUICK START LIGHTING

Quick start lighting on demand, with an instant re-strike - requiring no warm up time. Old style industrial lighting is slow to start and even slower to re-strike.



ENERGY SAVINGS

Low power consumption of the units offers up to 60% energy savings compared to alternative industrial lighting – with a typical 3/4 year return on initial investment.

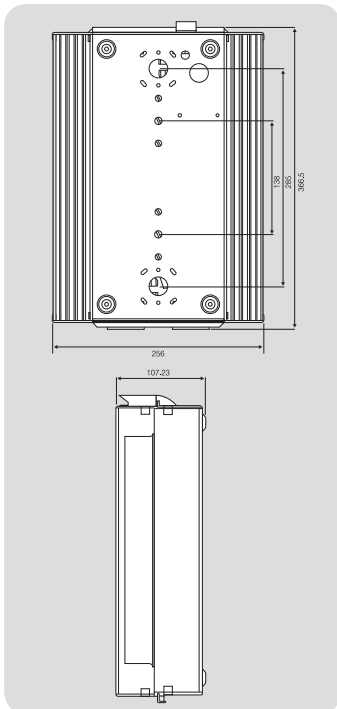
5 YEAR WARRANTY

All RayLED LED illuminators are provided with a 5 year warranty.

RayLED LED illuminators provide guaranteed long life!



TECHNICAL SPECIFICATIONS



ILLUMINATOR

Total Luminous Flux: Neutral White - 10400lm
Cool White - 12936lm

Optics: SMT LED's

Consumption: 145W

Efficacy: Neutral White - 72lm/W
Cool White - 89lm/W

Colour Temperature: Neutral White - 4350K
Cool White - 5300K

Colour

Reproduction Index: Neutral White - 85
Cool White - 75

Voltage: 90 - 305Vac

Weight: 7kg supplied in 2 parts

Environmental: IP21

Temp Range: -40°C to +40°C

Colour: Black

Wavelength: White-Light

Dimensions: 366.5 x 256 x 107.23mm

BRACKETRY

Compatible with Canalis trunking, 6mm or 8mm threaded bar, chain suspension, BESA, direct mounting to ceiling

INTEGRATED LED LIGHT ENGINE

Input: 90 - 305Vac

PART CODES & DISTANCES

UBBAY-70-N-001 RAYLUX URBAN BAY. 145W max, Neutral White-Light, integrated PSU, rack optimized spread, 90-305Vac

UBBAY-70-N-002 RAYLUX URBAN BAY. 145W max, Neutral White-Light, integrated PSU, high optimized spread, 90-305Vac

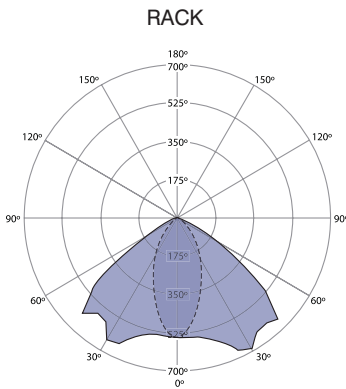
UBBAY-70-N-003 RAYLUX URBAN BAY. 145W max, Neutral White-Light, integrated PSU, area optimized spread, 90-305Vac

UBBAY-70-C-001 RAYLUX URBAN BAY. 145W max, Cool White-Light, integrated PSU, rack optimized spread, 90-305Vac

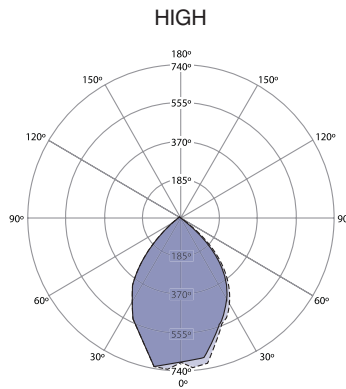
UBBAY-70-C-002 RAYLUX URBAN BAY. 145W max, Cool White-Light, integrated PSU, high optimized spread, 90-305Vac

UBBAY-70-C-003 RAYLUX URBAN BAY. 145W max, Cool White-Light, integrated PSU, area optimized spread, 90-305Vac

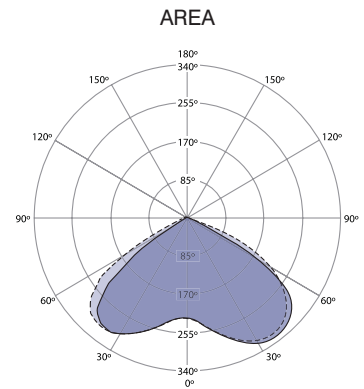
3 OPTICAL VARIANTS



Elliptical beam pattern for illuminating racking structures.



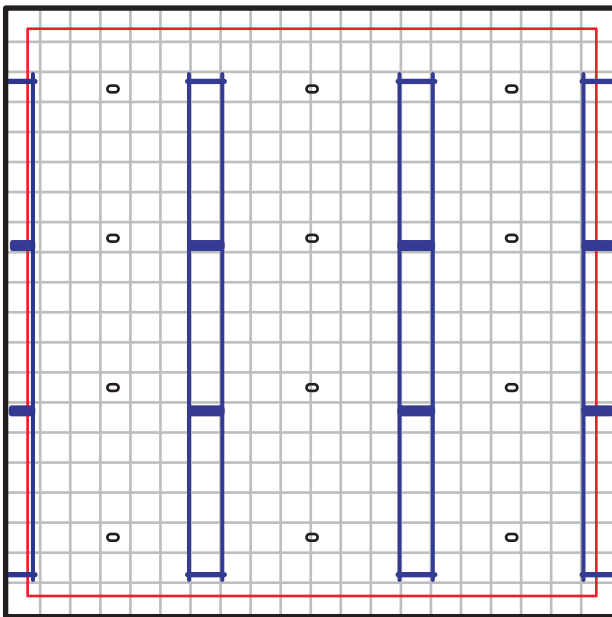
Focused circular beam pattern for illuminating high spaces.



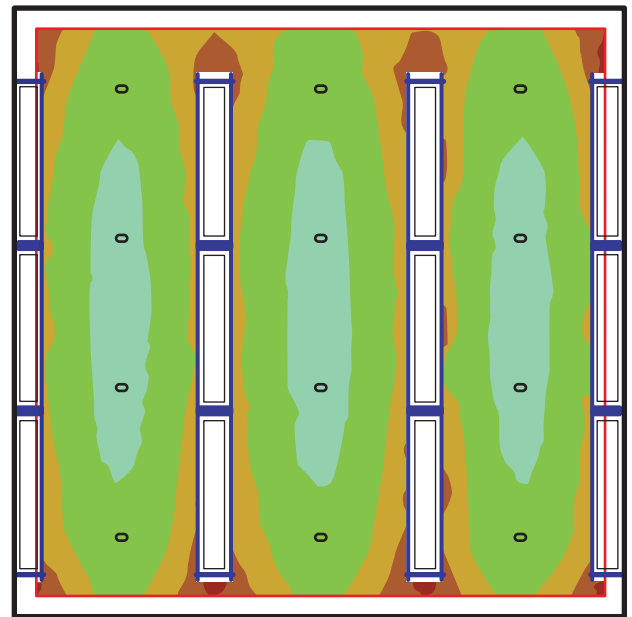
Wide angle circular beam pattern for illuminating lower, wider areas.

AN EXAMPLE INSTALLATION

Rack optimised light distribution ensure light directed where it is needed – inbetween racking structures



1. Warehouse floor plan showing racking.



2. Light plan using Urban Bay with rack optimised light distribution.