

rayLUX 200

DIRECTIONAL WHITE-LIGHT

High Performance White-Light LED illuminators provide class leading performance, long life, energy efficiency and zero maintenance. They incorporate the very latest surface mount LED's to deliver excellent optical output and outstanding reliability, providing even illumination and excellent night time images for surveillance cameras and general area lighting.

The unique Adaptive Illumination™ concept provides the flexibility to alter the angle of illumination on site to suit the required lighting specification. The RAYLUX 200 provides a world class 'White-Light' output of 110lm/W at the LED source, and an independently tested luminaire output of 4700 lm at 80lm/w.

Each unit is fitted with Active LED Life Control to carefully control LED output, delivering consistent illumination power and a projected working life of 10 years.

RAYLUX illuminators are supplied with bracket and power supply. Control features on the power supply include adjustable power output, photocell and telemetry control. RAYLUX 200 is suitable for all low light installations up to 200m (656ft).



POWERFUL

- Quick Start
- **PLATINUM[®]** LED technology
- High Power - Low Running Costs

FLEXIBLE

- Adaptive Illumination™
- Various angles (10° to 180°)
- Fully Controllable Power Supply

RELIABLE

- 10 year life
- Active LED Life Control
- Vandal resistant

CONTROLLED

- Excellent Colour Rendition
- Even Output Illumination
- Low Running Costs

ADAPTIVE ILLUMINATION™:




Narrow Angle



Wide Angle

WHITE-LIGHT IN USE:




White-Light off



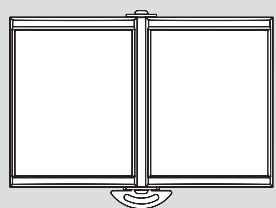
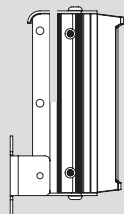
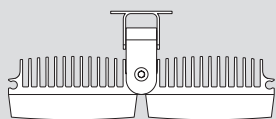
White-Light on

Version 3.2

APPLICATIONS



TECHNICAL SPECIFICATIONS



ILLUMINATOR

Lumens: Source 110 per watt
lm/w – luminaire 80 lm/w

Total lumens*: 4,700 per luminaire

Max Distance: up to 200m (656ft)

Angle: Various - See Part Codes

Optics: SMT LED's

Consumption: 80W max

Voltage: 14V current controlled

Colour Temperature:** 6500k

Colour Reproduction Index:** 74-80+

Weight: 4kg (8.8lbs)

Environmental: IP66

Temp Range: -50 to +50°C (-58 to 122°F)

Cable Length: 2.5m

Colour: Silver

Wavelength: White-Light

Dimensions: 280 x 195 x 66mm
11" x 8" x 3" approx

BRACKETRY

U Bracket and Adaptive Illumination bracket included.

POWER SUPPLY

Input: Universal 100-240V AC auto-sensing

Output: 80W max

Temperature: -50 to +50°C (-58 to 122°F)

Weight: 1.8kg (4lbs)

Dimensions: 160mm x 160mm x 90mm
6" x 6" x 4" approx

Standard PSU (included)

Adjustable photocell
Adjustable power output for IR
Telemetry Control

Alternative PSU Options include:

PRO and PRO-IQ intelligent range of power supplies with multi function options including remote dimming.

* Lumen output depends upon final lens selection. Lumen output shown based on average between 10 and 50 degree angles.

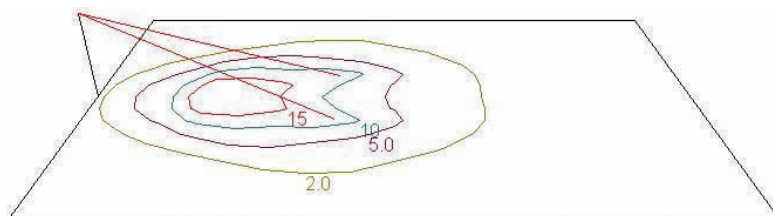
** Cool White as standard - Warm White options available. CRI published reflects range between Cool and Warm White.

5 YEAR WARRANTY

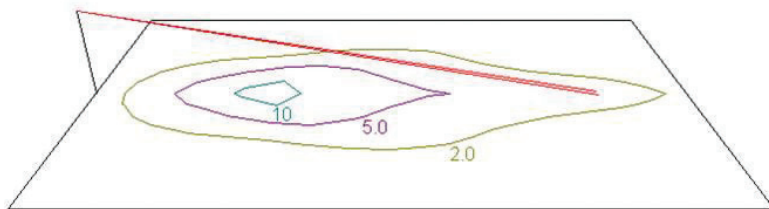
All RayLED CCTV illuminators are provided with a 5 year warranty, unmatched anywhere in the CCTV lighting industry. RayLED illuminators provide guaranteed long life!



Examples of PHOTOMETRIC DIAGRAMS for RL200 (Full photometry available)



Area 25m x 45m
6m mounting height
RL200-AI-50 shown at a 70° setting



Area 25m x 45m
6m mounting height
RL200-AI-50 shown at a 50° setting

PART CODES & DISTANCES

| PART CODES & DISTANCES | | | NARROW ANGLE | WIDE ANGLE |
|------------------------|----------------------|-----------------------|--------------|--------------|
| RL200-AI-10 | RAYLUX 200, 10-20° | AI, white-light + PSU | 200m (656ft) | 140m (459ft) |
| RL200-AI-30 | RAYLUX 200, 30-60° | AI, white-light + PSU | 105m (344ft) | 74m (241ft) |
| RL200-AI-50 | RAYLUX 200, 50-100° | AI, white-light + PSU | 80m (262ft) | 56m (184ft) |
| RL200-AI-120 | RAYLUX 200, 120-180° | AI, white-light + PSU | 30m (98ft) | 21m (69ft) |